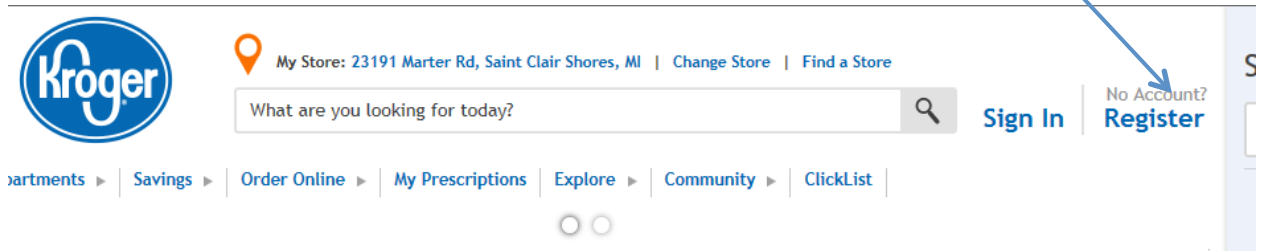
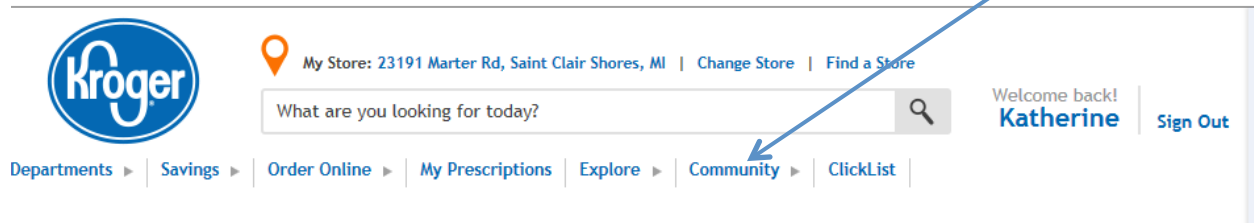


How to Sign Up for Kroger Community Rewards to Support GPN Band & Orchestra

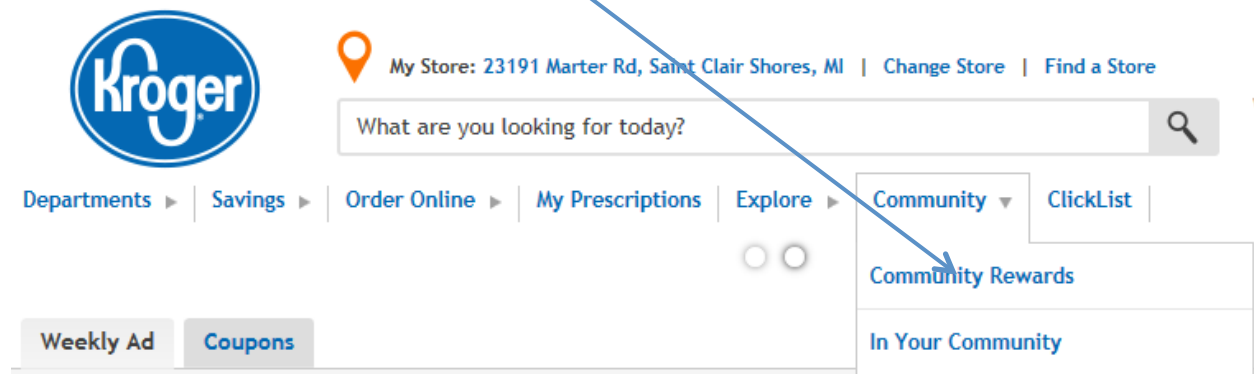
- 1) Go to www.kroger.com
- 2) If you don't already have an account, you will need to sign up for an account. Click on the 'Register' link. You will be asked to enter your Email Address and set up a password.



- 3) Once you have set up your account, or if you already have an account, log in to your account (you will enter your email address and password). Once you are logged in, click on **Community**.



- 4) Then click on 'Community Rewards'.



- 5) If you had previously enrolled in the Community Rewards program, the following screen will appear. Click on 'View Your Rewards Detail':

Kroger Community Rewards®

Giving More Back to the Community!

Kroger is committed to helping our communities grow and prosper. Year after year, local schools, churches and other nonprofit organizations will earn millions of dollars through Kroger Community Rewards®.

Kroger Community Rewards® makes fund-raising easy..all you have to do is shop at Kroger and swipe your Plus Card!

[View Your Rewards Details](#)

Are you an organization looking to apply?

[Apply Now](#)



- 6) If you had not previously enrolled in the Community Rewards program, the following screen will appear. Click on 'Enroll Now'.

Kroger Community Rewards®

Giving More Back to the Community!

Kroger is committed to helping our communities grow and prosper. Year after year, local schools, churches and other nonprofit organizations will earn millions of dollars through Kroger Community Rewards®.

Kroger Community Rewards® makes fund-raising easy..all you have to do is shop at Kroger and swipe your Plus Card!

[Enroll Now](#)



- 7) Then you need to select Grosse Pointe North Band & Orchestra from the list of Organizations. Type in 'Grosse Pointe North' to get a list of GPN's organizations and click 'Search'.

Find your Organization

Enter your organization's number or at least 3 letters of your organization's name and click 'Search'.

Grosse Pointe North

Search

- 8) Look for 'Grosse Pointe North H. S. Band & Orchestra' # 83003. Click on the circle next to that group:

[View All Organizations](#)

Select your Organization

View: 

Organization Name	Address	Number
<input type="radio"/> GROSSE POINTE NORTH ATHLETIC BOOSTERS CLUB # 91450	707 VERNIER ROAD, GROSSE POINTE WOODS MI, 48236	91450
<input type="radio"/> GROSSE POINTE NORTH CHOIR PARENT SUPPORT GROUP # 33755	707 VERNIER ROAD, GROSSE POINTE WOODS MI, 48236	33755
<input checked="" type="radio"/> GROSSE POINTE NORTH H. S. BAND & ORCHESTRA BOOSTER # 83003	707 VERNIER RD., GROSSE POINTE WOODS MI, 48236	83003
<input type="radio"/> GROSSE POINTE NORTH HS PARENTS CLUB # 84729	707 VERNIER, GROSSE POINTE WOODS MI, 48236	84729

- 9) Then click 'Enroll':

Select your Organization

View: 

Organization Name	Address	Number
<input type="radio"/> GROSSE POINTE NORTH ATHLETIC BOOSTERS CLUB # 91450	707 VERNIER ROAD, GROSSE POINTE WOODS MI, 48236	91450
<input type="radio"/> GROSSE POINTE NORTH CHOIR PARENT SUPPORT GROUP # 33755	707 VERNIER ROAD, GROSSE POINTE WOODS MI, 48236	33755
<input checked="" type="radio"/> GROSSE POINTE NORTH H. S. BAND & ORCHESTRA BOOSTER # 83003	707 VERNIER RD., GROSSE POINTE WOODS MI, 48236	83003
<input type="radio"/> GROSSE POINTE NORTH HS PARENTS CLUB # 84729	707 VERNIER, GROSSE POINTE WOODS MI, 48236	84729

- 10) That's all there is to it! You will receive a confirmation email telling you your account was updated. It may take a few days for your account to be updated with GPN B&O. Once it is, you will see a statement at the bottom of each receipt stating your Community Rewards.